

硅胶包覆波纹铁氟龙 (PTFE) 软管

Silicone coated corrugated Teflon (PTFE) hose

BW40

材质结构:

内管: 波纹状铁氟龙 (PTFE) 软管
 增强层: SS304不锈钢编织层
 外管: 食品级白色或透明铂金硅胶

Material structure:

Inner tube: Corrugated Teflon (PTFE) hose
 Reinforcing layer: SS304 stainless steel braid
 Outer tube: food grade white or transparent platinum silica gel

尺寸规格:

内径: Ø5mm--51mm (支持定制)
 标准长度: 20M
 工作温度范围: -60°C / +220°C

Dimensions:

Internal diameter: Ø5mm---51mm(Support customization)
 Standard length: 20M
 Length operating temperature range: -60°C / +220°C


产品应用:

广泛的应用于食品行业, 医疗设备行业, 化工行业, 化妆品行业, 实验室设备和排污工程。也可用于输送强腐蚀性的化工溶剂或强酸强碱类化学溶液。

Product application:

It is widely used in food industry, medical equipment industry, chemical industry, cosmetics industry, laboratory equipment and sewage engineering. It can also be used to transport highly corrosive chemical solvents or strong acid and alkali chemical solutions.


Teflon hose



类型一: 透明硅胶
 外观:
 透明光滑
 Transparent and smooth











颜色支持定制
 Color support customization



类型二: 白色硅胶
 外观:
 白色光滑
 White smooth

产品特点优势

-  食品级
-  耐酸碱
-  耐溶剂
-  耐-60/+220℃
-  抗老化
-  长寿命
-  支持定制
-  弯曲性好
-  耐油
-  抗高压

适用流体类型

-  油
-  水
-  气体

品名 PART NAME	内径 INNER DIA		厚度 THICKNESS		外径 OUTER DIA		工作压力 WORK PRESSURE		爆破压力 BURST PRESSURE		弯曲半径 BEND RADIUS		真空度 VACUUM		标准长度 LENGTH M/PCPC
	mm	inch	mm	inch	mm	inch	bar	psi	bar	psi	mm	inch	Bar	Psi	
BW40-006	6.35	1/4"	0.90	0.025"	16.00	0.63	170.00	2465.00	510	7395.00	45	1.755	1.00	14.50	20
BW40-008	7.92	5/16"	0.90	0.025"	18.00	0.709	140.00	2030.00	420	6090.00	55	2.145	1.00	14.50	20
BW40-010	9.52	3/8"	0.90	0.035"	20.00	0.79	120.00	1740.00	360	5220.00	85	3.315	0.93	13.49	20
BW40-013	12.70	1/2"	0.90	0.035"	22.50	0.886	100.00	1450.00	300	4350.00	90	3.51	0.91	13.19	20
BW40-016	15.87	5/8"	0.90	0.035"	27.00	1.06	80.00	1160.00	240	3480.00	110	4.29	0.89	12.91	20
BW40-019	19.05	3/4"	1.00	0.04"	30.00	1.181	60.00	870.00	180	2610.00	240	9.36	0.79	11.45	20
BW40-022	22.30	7/8"	1.00	0.04"	33.50	1.32	57.00	826.50	171	2479.50	280	10.92	1.79	12.45	20
BW40-025	25.40	1.00"	1.00	0.04"	37.00	1.457	50.00	725.00	150	2175.00	300	11.7	0.40	5.80	20
BW40-032	31.75	1.25"	1.20	0.048"	46.00	1.81	45.00	652.50	135	1957.50	410	15.99	0.40	5.80	20
BW40-038	38.00	1.5"	1.50	0.059"	52.00	2.047	28.00	406.00	84	1218.00	470	18.33	0.40	5.80	20
BW40-051	51.00	2.00"	1.50	0.059"	64.00	2.52	26.00	377.00	78	1131.00	550	21.45	0.40	5.80	20